

STYLES AVAILABLE

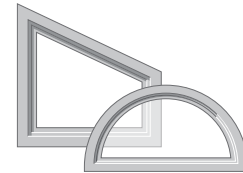
Choose from a variety of window styles that provide the best performance for your home – while framing your space with a look that makes it beautifully unique.



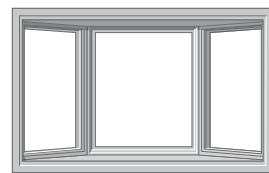
Double-Hung



Single-Hung



Fixed and Special Shape



Bay and Bow



Sliding Window

FRAME COLORS

Standard Pella® 250 Series window hardware is color-matched for a seamless look.



White



Almond

COLOR-MATCHED SCREEN¹ FRAMES

Improve your view and let in more light and fresh air with your choice of innovative screens from Pella.



White

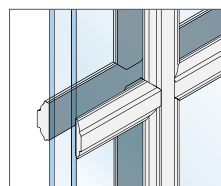


Almond

GRILLES

Brilliant ways to create the look of individual windowpanes.

Color-Matched Simulated-Divided-Light Grilles



7/8" Contour

Color-Matched Grilles-Between-the-Glass²



5/8" Flat




3/4" Contour



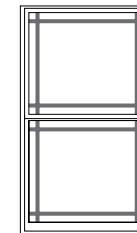
1" Contour

GRILLE PATTERNS³

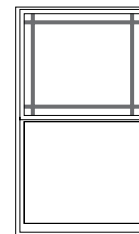
A variety of grille patterns for the traditional look of divided light. Custom patterns are also available.



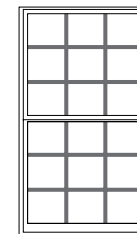
6-Lite Prairie



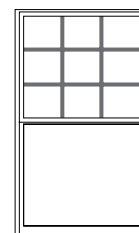
9-Lite Prairie



9-Lite Prairie Top Sash Only



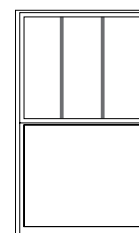
Traditional



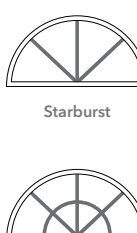
Traditional Top Sash Only



Top Row



Custom (equally divided)



Starburst



Sunburst

GLASS GUIDE

INSULSHIELD® LOW-E GLASS COLLECTION¹



Advanced Low-E insulating glass with argon^{1, 2, 3}

NaturalSun Low-E insulating glass with argon^{1, 2, 3}

SunDefense™ Low-E insulating glass with argon³

ADDITIONAL GLASS OPTIONS

Bronze-tinted Advanced Low-E insulating glass with argon³

Obscure insulating glass^{1, 3}

Obscure insulating glass in bottom sash only¹

Tempered glass

Tempered glass in bottom sash only

¹ Available in both double-pane and triple-pane glass.

² To meet 2017 ENERGY STAR® certification, Advanced Low-E insulating glass and NaturalSun Low-E insulating glass will both be priced as standard, depending on what region of the country you are in.

³ Optional high-altitude InsulShield Advanced Low-E insulating glass does not contain argon in most products.

See a Pella professional for specific details and additional options available. Some features are part of our standard offering; not all options are available on all product styles.

HARDWARE STYLES

Pella's cam-action lock and AutoLock are available in color-matched finishes.



Double- and Single-Hung and Sliding Window Cam-Action Lock (standard)



Double- and Single-Hung and Sliding Window AutoLock (optional)




Double-Hung Window Vent Stop



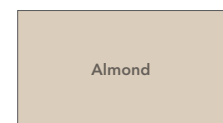
Double-Hung Window Opening Control Device

HARDWARE FINISHES

Color-Matched Finishes



White



Almond

¹ ⚠ WARNING: Screen will not stop child or pet from falling out of window or door. Keep child or pet away from open window or door.

² Appearance of exterior grille color may vary depending on the Low-E insulating glass selection.

³ Grille patterns offered may vary per product. See specific product information for availability.