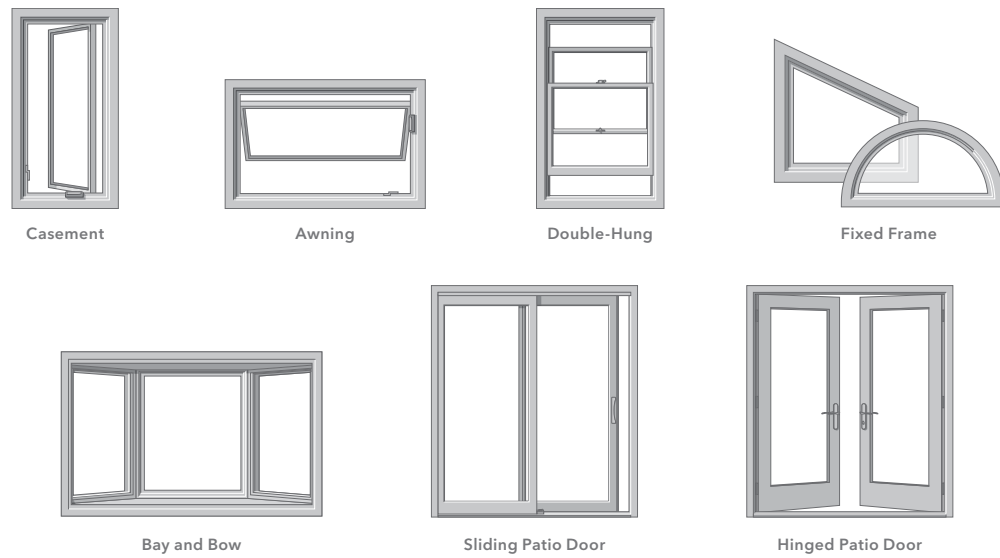


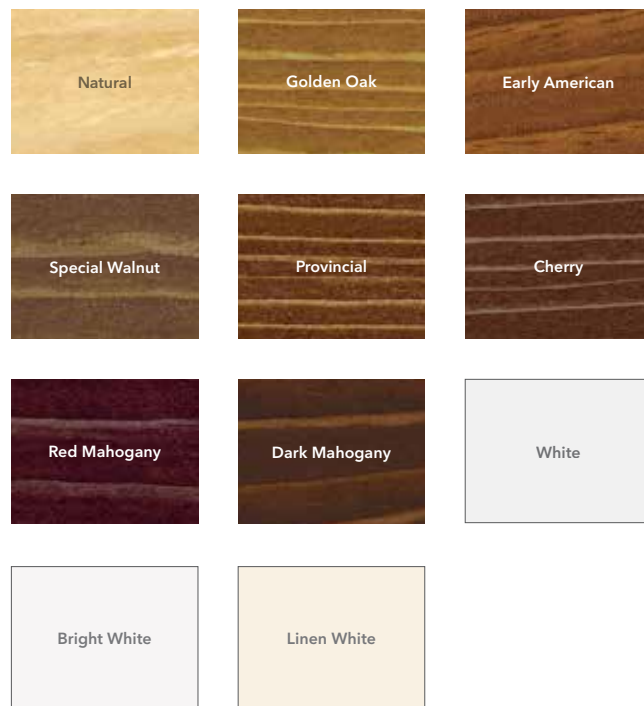
### STYLES AVAILABLE

Choose from a variety of window and door styles that provide the best performance for your home – while framing your space with a look that makes it beautifully unique.




### PREFINISHED PINE INTERIORS

The interiors of Pella® 450 Series windows and patio doors can arrive prefinished in your choice of eight stain colors to complement your home. Three prefinished paint colors or primed, ready-to-paint interiors are also available.



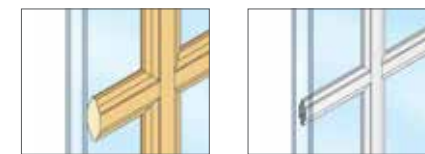
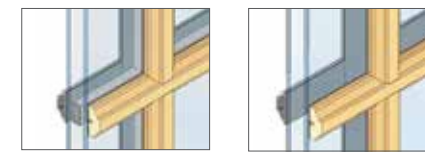
### ALUMINUM-CLAD EXTERIORS

Beautifully durable, Pella's low-maintenance EnduraClad® exterior finish resists fading and helps protect your windows and patio doors for years.



### GRILLES

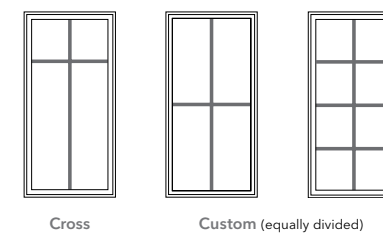
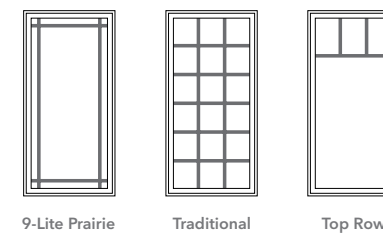
Choose the look of true divided light, or add grilles-between-the-glass that make cleaning the glass easier.



Aluminum grilles-between-the-glass feature the option of the interior grille colors shown above. The exterior will match the EnduraClad® color you choose.<sup>2</sup>

### GRILLE PATTERNS<sup>3</sup>

A variety of grille patterns for the traditional look of divided light. Custom patterns are also available.



## GLASS GUIDE

### INSULSHIELD® LOW-E GLASS COLLECTION\*

- Advanced Low-E insulating glass with argon
- AdvancedComfort Low-E insulating glass with argon
- NaturalSun Low-E insulating glass with argon
- SunDefense™ Low-E insulating glass with argon

### ADDITIONAL GLASS OPTIONS

- Tempered glass
- Tinted and obscure glass

\* Optional high-altitude InsulShield Low-E glass is available with argon in select products.

See a Pella professional for specific details and additional options available. Some features are part of our standard offering; not all options are available on all product styles.

### HARDWARE STYLES

Find beauty and function in Pella's innovative, easy-to-operate hardware styles.



### HARDWARE FINISHES

Choose from today's most popular decorative finishes to coordinate with other finishes in your home.



<sup>1</sup> Only available with matching interior and exterior colors.

<sup>2</sup> Appearance of exterior grille color may vary depending on the Low-E insulating glass selection.

<sup>3</sup> Grille patterns offered may vary per product. See specific product information for availability.